



UGANDA BUREAU OF STATISTICS



THE REPUBLIC OF UGANDA

2010/11
UBOS ANNUAL REPORT

December 2011



CONTENTS

ACRONYMS	3
CHAIRMAN'S NOTE	6
STATEMENT BY THE EXECUTIVE DIRECTOR.....	7
1. STRATEGIC DIRECTION	8
2. GOVERNANCE OF THE BUREAU	9
2.1 The Board of Directors (BOD).....	9
2.2 Management of the Bureau	11
2.3 Organizational and Institutional Development	13
3. REGULAR PROGRAMMES OF THE BUREAU	14
3.1 Coordination and Management of the National Statistical System	14
3.2 Improving Statistical Production	15
3.3 Socio-Economic Surveys	20
3.4 Censuses	20
3.5 Dissemination and Awareness Creation.....	20
4. CHALLENGES	21
5. MAJOR ACTIVITIES PLANNED FOR FY 2011/12	21
6. FINANCIAL STATEMENTS FOR FYJULY 2010 - JUNE 2011	22

ACRONYMS

ABI	Annual Business Inquiry
ACASI	Assess methods for measurement of sex behaviour
BOP	Balance of Payments
BOU	Bank Of Uganda
BR	Business Register
C&PR	Communication and Public Relations
CIS	Community Information System
CPI	Consumer Price Index
CSI	Construction Sector Index
CSOs	Civil Society Organizations
DED/CS	Deputy Executive Directors in charge of Corporate Services
DED/SPD	Deputy Executive Directors Statistical Production and Development
DENIVA	Development Network for Indigenous Voluntary Associations
DFID	Department for International Development
DIT	Directorate of Information Technology
EAs	Enumeration Areas
EAC	East African Community
EASTC	Eastern Africa Statistical Training Centre
ERT	Energy Rural Transformation
EU	European Union
FAQs	Frequently Asked Questions
FY	Financial Year
GDDS	General Data Dissemination System
GDP	Gross Domestic Product
GFS	Government Finance Statistics
GIS	Geographical Information System
GPS	Gender and Productivity Survey
GOU	Government of Uganda
HCPI	Harmonised Consumer Price Index
HLGs	Higher Local Governments
HRMIS	Human Resource Management Information System
LGs	Local Governments
LGDP	Local Government Development Plan
IAC	Inter-Agency Committee
ICAS-V	5 th International Conference on Agricultural Statistics
ICBT	Informal Cross-Border Trade
ICP	International Comparison Program
IMF	International Monetary Fund
IMIS	Integrated Management Information System
IoP	Index of Production
ISAE	Institute of Statistics and Applied Economics
ISIC	International Standard Industrial Classification
KCC	Kampala City Council

KCG-GS	Kampala City Group on Gender Statistics
M&E	Monitoring & Evaluation
MAAIF	Ministry of Agriculture, Animal Industry and Fisheries
MOES	Ministry of Education and Sports
MDA	Ministries, Departments and Agencies
MFPEd	Minister of Finance Planning and Economic Development
MGLSD	Ministry of Gender, Labour and Social Development
MTTI	Ministry of Trade, Tourism and Industry
MOU	Memoranda of Understanding
NGOs	Non- Government Organizations
NIMES	National Integrated Monitoring and Evaluation Strategy
NPI	Non Profit Institutions
NSS	National Statistical System
NSDS	National Service Delivery Survey
NSDP	National Summary Data Page
NUSAF	Northern Uganda Social Action Fund
PAYE	Pay As You Earn
PFS	Public Finance Statistics
PPI-M	Producer Price Index- Manufacturing
PM	Preventive Maintenance
PMS	Performance Management System
PNSD	Plan for National Statistical Development
PHC	Population and Housing Census
PPP	Purchasing Power Parity
QNA	Quarterly National Accounts
RDS	Rural Development Strategy
SNA	Systems of National Accounts
SSPS	Sector Strategic Plan for Statistics
TLB	Transport Licensing Board
UDHS	Uganda Demographic Health Survey
UBOS	Uganda Bureau of Statistics
UCA	Uganda Census of Agriculture
UCVAS	Uganda Child Verbal Autopsy Study
UEDCL	Uganda Electricity Distribution Company Limited
UETCL	Uganda Electricity Transmission Company Limited
UNHS	Uganda National Household Survey
UNPS	Uganda National Panel Survey
UPF	Uganda Police Force
UNADA	Uganda National Data Archive
UNFPA	United Nations Population Fund
UNICEF	United Nations Children's Fund
URA	Uganda Revenue Authority
USS	Uganda Statistical Society
VAT	Value Added Tax

Uganda Bureau of Statistics

Published in 2011

Published by: Uganda Bureau of Statistics

**Address: Plot 9 Colville Street
P.O. Box 7186
Kampala**

**Tel: 041 256 706000
Fax: 041-256-237553
Email: ubos@ubos.org
Website: www.ubos.org**

CHAIRMAN'S NOTE

Since its inception, the Uganda Bureau of Statistics continues to produce and submit regular quarterly progress reports to Minister of Finance, Planning and Economic Development, as stipulated in the UBOS Act, 1998. These reports complement the Bureau's annual reports, in which annual achievements, challenges and financial performance are shared.

As I present this year's Annual Report 2010/2011, allow me to extend my sincere appreciation to the Board of Directors, Management team, all UBOS staff, key stakeholders, our esteemed NSS partners and friends of statistics, for your continuous cooperation and support, which have tremendously contributed to the development of a vibrant and sound National Statistical System.



*John Muwanga-Zaake (PhD)
Chairman Board of Directors*

Together, we continue to strive for excellence in production, coordination and dissemination of official socio-economic statistics to serve the public good, and our national development agenda.

For us to achieve this; particular attention will be drawn to statistical planning and management, adherence to professional, recognized standards among producers of official statistics, and continuous improvement in advocacy and use of statistical information.

We do appreciate the increasing trust and collaboration from our key stakeholders, and continue to rely on the leadership in respective Institutions, to integrate statistical programmes into their mainstream development and investment plans, at the sectoral and national level.

John Muwanga- Zaake (PhD)
Chairman, Board of Directors

STATEMENT BY THE EXECUTIVE DIRECTOR



John B Male - Mukasa
Executive Director, UBOS

It is with great pleasure that we share the 2010/11 Annual Report with our readership. The Annual Report is a means of accounting for the resources for the period in terms of achievements, challenges and future plans. Overall, the Financial Year 2010/11 was a year of success and challenge.

The Bureau registered major achievements including; updating of District Maps, undertaking regular and other surveys namely: the *Uganda National Panel Survey, the User Satisfaction Survey, Uganda Demographic Health Survey, Informal Cross Border Trade Surveys, the Micro-Finance Survey, and the Urban Labour Force Survey.*

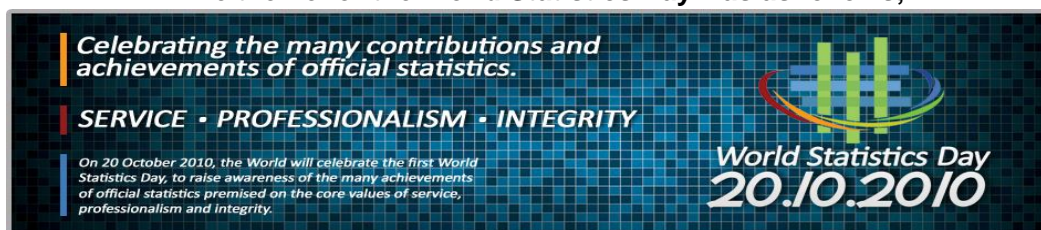
The rapid and social changes in the economy and the need for government to measure results meant that we needed to produce Statistics more frequently than ever before. Faced with the increasing demand in a dynamic world, we endeavored to respond to the user demands by producing and increasing access to our statistics and key indicators such as the Consumer Price Index among others.

We successfully undertook the Pilot Census for the 2012 National Population and Housing Census (NPHC), and continued to conduct UBOS Bi-annual reviews to assess progress. In addition, the Bureau;

- Conducted the 2012 NPHC Pilot Census, and embarked on preparations for the UNHS V;
- Disseminated a number of publications including the Annual Statistical Abstracts, Higher Local Government Statistical Abstracts and other Statistical reports.
- Disseminated the monthly and quarterly Price Indices, Key Economic Indicators, Construction Sector Indices, Index of Production, and Annual GDP.
- Rolled out the CIS to 5 more Districts to bring the total to 51 Districts, and
- Trained 38 HLG Statisticians in data management.

Finally, UBOS joined the rest of the World to celebrate the World Statistics Day on **20.10.10**. However, this day was celebrated belatedly at a Breakfast meeting attended by several high ranking government officials and presided over by the Head of Public Service and Secretary to Parliament.

The theme for the World Statistics Day was as follows;



We are indebted to government, Development Partners and all our other stakeholders for supporting statistical development in Uganda.



John B Male - Mukasa
Executive Director

1. STRATEGIC DIRECTION

Vision

“To become a Centre of excellence in Statistical Production”.

Mission

“To develop a coherent, reliable, efficient and demand-driven National Statistical System that supports management and development initiatives.”

Strategic Objectives

To ensure performance, the Bureau broadly focuses on the three key strategic areas namely;

1. To improve and strengthen Coordination and Management in Statistical Production in the NSS,
2. To strengthen human resource development and Management in the NSS for delivery of Statistical products and services.
3. To provide quality Statistical Information to inform national and international development initiatives.

Values and principles

UBOS has identified the following core values and principles that are essential for achieving even better results:

- ◆ **User-orientation;** Users are the reason for UBOS to exist. In recognition of this, the Bureau strives to involve users and subsume their priorities in all its activities. Through a demand-driven process UBOS works in partnership with most of the users to try and meet their expectations.
- ◆ **Quality;** The quality of its products is what defines the image and the usefulness of UBOS. The Bureau is committed to produce increasingly better quality products conforming to key principles of timeliness, coherence, completeness, accessibility, reliability and relevance. The Bureau recognizes the importance of investment in human resource development and creation of a working environment that promotes quality.
- ◆ **Efficiency;** Efficiency is the corporate prerogative for success. In order to promote efficiency UBOS stresses the importance of teamwork, networking and co-operation and encourages individual and team motivation, responsibility, innovation and resource awareness.
- ◆ **Sustainability;** As a medium to long term goal, UBOS hopes to decrease its resource dependency on development partners. The Bureau values increased control and management of its resource base, improved ability to analyse the cost of statistical products and consideration of long term affordability.
- ◆ **Professionalism;** In order to retain trust in official statistics, the Bureau values outputs that are produced following strict professional considerations and internationally acceptable standards.
- ◆ **Best Practices;** To facilitate correct interpretation of data, the Bureau values the production and dissemination of statistics based on scientific principles and professional ethics that guide the methods and procedures for the collection, processing, storage and presentation of statistical data.
- ◆ **Confidentiality;** Individual data collected by the Bureau for statistical compilation, whether they refer to natural or legal persons are strictly confidential and used exclusively for statistical purposes.
- ◆ **Protection of statistical profession;** The Bureau treasures guarding the statistics profession. It is hence forth entitled to comment on erroneous interpretation and misuse of statistics.
- ◆ **Promoting Accountability and Transparency;** Production of quality data and demand driven statistics is dearly cherished at UBOS. The Bureau shall strive to promote accountability to the public through provision of reliable data and ensuring transparency in statistical production.

2. GOVERNANCE OF THE BUREAU

As stipulated in the UBOS Act (1998), the governing body of the Bureau is the Board of Directors. The Board consists of the;

- i. The Chairperson
- ii. The Executive Director
- iii. A representative of the Ministry of Finance, Planning and Economic Development
- iv. A representative of the School of Statistics and Applied Economics, Makerere University.
- v. And three other members appointed from the major producers and users of statistics.

2.1 The Board of Directors (BOD)

The BOD is committed to ensuring that the Bureau and the partner MDAs produce and readily available quality, reliable, and well-packaged statistics as a foundation of the paradigm shift in economic management of Uganda.

The Board meets quarterly in accordance with the guidelines and rules stipulated in the Act that establishes the Bureau. The Board therefore oversees the strategy and priorities of the Bureau, and monitors the budget.

It functionally operates through four standing Committees namely the:

- (i) Committee for Staff and Management Affairs,
- (ii) Audit Committee
- (iii) Committee for Technical Matters, and
- (iv) Committee for Finance and Procurement.

While, the first two Committees were operational since the inception of the first Board in the year 2000, the latter were constituted when the second Board became functional in 2010.

UBOS BOARD OF DIRECTORS

As stipulated in the UBOS Act, 1998), the governing body of the Bureau is a Board of Directors. The Board makes policy guidelines and strategic decisions of the Bureau, and reports to the Minister of Finance Planning and Economic Development (MFPED). The constitution of the Board is as follows:



Dr E.S.K. Muwanga - Zaake (PhD)
CHAIRMAN



Mr. John Musinguzi
MEMBER



Ms Maris Wanyera
MEMBER



Dr David Kihangire (PhD)
MEMBER



Mr. J B Male-Mukasa
MEMBER/ EXECUTIVE DIRECTOR



Ms Rhobinah Sempebwa
MEMBER



Ms. Agnes Ssekiboobo
MEMBER



Mr. Francis Mashate
SECRETARY/ DED CORPORATE SERVICES



Mr. Ben Paul Mungyereza
EX-OFFICIAL/ DED STATISTICAL PRODUCTION & DEVELOPMENT

2.2 Management of the Bureau

The Bureau is headed by an Executive Director, and supported by two Deputy Executive Directors in charge of Corporate Services (DED/CS) and Statistical Production and Development (DED/SPD).

The Bureau's mandate and core business is ***Production, Coordination and Dissemination*** of official socio-economic statistics. Accordingly, Management's major role is to direct the core business of the Bureau, and oversee implementation of technical and administrative activities. During the financial year, Management expeditiously performed its functions in all areas of core production and registered minimal challenges.

Constitution of UBOS management is as follows:

UBOS TOP MANAGEMENT



**Mr. John B. Male - Mukasa,
Executive Director**



**Mr. Francis Mashate,
Deputy Executive Director,
Corporate Services**



**Ben Paul Mungyereza
Deputy Executive Director
Statistical Production and Development**

MEMBERS OF MANAGEMENT



Mr. Andrew Mukulu
Director, Population and Social
Statistics



Dr. Chris Mukiza Ndatiira
Director, Macro Economic
Statistics



Mr. Seth Mayinza
Director, Business, Industry
and Agriculture statistics



Mr. Kizito Kasozi
Directorate of Information
Technology



Mr. Johnson Kagugube
Directorate of District Statistics
and Capacity Development



Ms. Norah Madaya
Directorate of Statistical
Coordination Services



Mr. James Muwonge
Manager, Socio-Economic
Surveys



Mr. Godfrey Nabongo
Manager, Communication and
Public Relations



Mr. Edgar Mbahamiza
Manager, Human Resources
and Administration



Mr. David Ocheng
Manager, Internal Audit



Mr. Paul Mugoya
Manager, Finance

2.3 Organizational and Institutional Development

As part of the PNSD implementation, the Bureau reviewed the UBOS Act (1998) and developed a draft Statistics Bill which was submitted to the Ministry of Finance, Planning and Economic Development, followed by a cabinet memorandum. The review of the UBOS Act (1998) is aimed at developing an all-embracing legal framework that articulates the roles of key actors engaged in programmes and activities that generate and use official statistics. It will also elaborate the Bureau's coordination mandate and promote statistical quality control in the National Statistical System. The Bureau has taken strides to strengthen coordination mechanisms in order to harmonise data production processes by different agencies in the NSS. In so doing, we have compiled, developed and are promoting use and adherence to international standards, methodologies and best practices throughout the entire NSS. This has been achieved through coordination of the system.

Coordination of the different actors in the National Statistical System in Uganda has been achieved through structures created to enhance harmonisation of statistical programmes within and between agencies.

At national level, the Inter Agency Committee (IAC) with membership from key MDAs meet on a quarterly basis to deliberate on the progress, challenges and new initiatives in statistical development.

'Effective coordination promotes harmonization of statistical programmes,

The discussions are informed by outcomes of the Sector Statistics Committees, and Sub Committees of the IAC such as: the SESTC, NASTC, NWETC, GSTC, MDGTC, Advocacy TC and Working Groups under each of the Sub Committees. The sub committees share common Terms of Reference with variations in the subject areas and focus. Others include; the Statistics Donor committee, General Data Disseminating System (GDDS) and the Standard Data Dissemination System (SDDS), Uganda Statistical Society (USS), EAC Technical Working Groups (TWGs), Producer-User Committees (PPCs), and the UBOS Planning Committee. The implementation of the Plan for National Statistical Development (PNSD) has enhanced statistical coordination in Uganda. It has revealed the potential of statistical production in various MDAs, and has confirmed that effective coordination promotes harmonization of statistical programmes and standardization of concepts, definitions, quality assurance and methodology. To-date, MDAs have embraced the concept of developing statistics strategically. Coordination has enhanced networking, collaboration and information sharing among institutions, and assisted the Bureau to efficiently and effectively develop shared goals and cross-cutting strategies.

To ensure effective performance of the Bureau, the Monitoring and Evaluation function was operationalised in the Bureau. Operationally, UBOS conducts a systematic and continuous assessment of the activities and programmes in UBOS and MDAs under the PNSD. Practically, we track and measure actual performance against expected outputs. This is undertaken through bi-annual reviews, quarterly Inter Agency Committee meetings, production of quarterly progress reports by UBOS and MDAs under the PNSD. In view of the effort to support evidence based planning and decision making at Local Government level, UBOS continuously supported capacity building in Districts to strengthen skills in collecting and managing data for planning and decision-making.

The Community Information System (CIS) initiative in Local governments continued throughout the year. In collaboration with the Local Governments, the Bureau updated the CIS register profiles of 43 out of the 44 CIS Districts and sub counties.

3. REGULAR PROGRAMMES OF THE BUREAU

3.1 Coordination and Management of the National Statistical System


UBOS's coordination function has been enhanced through the execution of the Plan for National Statistical Development (PNSD). In FY 2010/11, the PNSD implementation process marked four years since its launch. The mid-term assessment undertaken to evaluate the performance over the period revealed that the PNSD had achieved great success. The achievements were documented and recommendations made to further improve the implementation process including the need to develop a Statistics Policy.

"The implementation of the PNSD is up to this mid-point a great success within the limits of challenges highlighted.the remaining period of implementation of the plan will experience a surge in progress since the enabling environment has been established through mobilisation and harmonisation of approaches that have taken place so far."

The other major PNSD activities undertaken during the period included; quarterly Inter-Agency Committee (IAC) meetings to review progress towards the Sector Strategic Plans for Statistics (SSPs); the annual Producer-User fora, production of annual MDA Statistical Abstracts, and, quarterly institutional visits to monitor statistical activities. Other initiatives undertaken included development of national standards, protocols and guidelines for statistics, development of National Health Accounts from Ministry of Health and harmonization of HRIS codes across MDAs by MOH in collaboration with Intra Health International. In an effort to expand the coverage of the PNSD, the Ministry of Works and Transport and Uganda Prisons Service, and ten Local Governments were initiated into the PNSD process. The process was supported by international and local consultants and involved stakeholder sensitization and review meetings.

Statistics are vital for the Ugandan Government to make informed policy decisions. Without use of Statistics it is guess work, and this can affect the decisions made about the millions of Uganda's citizens. A High Level Breakfast Meeting for Accounting Officers was also organized in December 2010 as part of the World and Africa Statistics Day celebrations.

High Level Breakfast Meeting – December 2010



Mr. John Mitala,
Head of Public Service and
Secretary to the Cabinet.

The meeting was presided over by Mr. John Mitala, the Head of Public Service and Secretary to Cabinet. He underlined the need to produce and package information in a usable and friendly format, and, the need to harmonise efforts in statistical production.

The meeting was conducted under the theme:
***'Celebrating Uganda's Achievements in
Statistical Development'***

3.2 Improving Statistical Production

a) Consumer Price Index

The Bureau undertook weekly consumer price surveys for Kampala City in addition to the broader monthly CPI for Uganda. The CPI is used to measure the inflation rate within a given period. As shown in table 1 below, the Headline inflation rate rose due to high food crops prices recorded during the period. The increase in prices for some imported household and personal goods caused by the depreciating shilling contributed to the increase in core inflation. On the other hand, an increase in charges for petrol, diesel and paraffin pushed the Electricity, Fuel and Utilities (EFU) index higher compared to the previous quarters.



[High food prices recorded led to a rise in headline inflation]

A UBOS Officer collecting commodity prices in Owino Market

Table 1: Inflation rates for the first, second and third quarters of FY 2010/11

Average Annual Inflation (%)	July – Sept 2010	Oct-Dec 2010	Jan-March 2011
Headline	1.7	1.6	7.5
Core	4.2	3.4	6.5
Food Crops	- 9.8	-7.2	12.1
Electricity, Fuel and Utilities	1.7	3.5	9.6

b) Producer Price Index-Manufacturing (PPI-M)

The Bureau compiles and releases indices including; the Producer Price Index for Manufacturing (PPI-M), Producer Price Index for Hotels and Restaurants (PPI-H&R), Construction Sector Index (CSI) and the Index for Production (IoP) on a quarterly basis.

The Bureau compiled the PPI-M from nearly 200 manufacturing businesses. Subsequently, producer prices (factory-gate prices) were also collected for about 600 selected products. Key findings showed that in the year ending April 2011, Producer Prices for all manufactured goods rose by 23.6 percent as compared to 23.1 percent in the year ending March 2011. The Manufacturing sector covers industries engaged in; Food Processing, Drinks & Tobacco, Chemicals, Paint, Soap & Foam Products, Metals & Related Products, Bricks & Cement, Paper and Paper Products, Textiles & Clothing and Miscellaneous sector which includes Furniture and Plastic Products.

Similarly, the PPI-H&R was compiled from nearly 100 selected Hotels and Restaurants. The PPI-H&R covered Hotels and Restaurants with a turnover of at least 10 million shillings in the formal sector. Accordingly, PPI-H&R rose by 2.0 percent, 5.8 percent, and 8.2 percent in Quarter 1, 2 & 3 of FY 2010/11 respectively.

c) Construction Sector Indices (CSI)

The Construction Sector Index (CSI) measures the change in the level of prices in construction works. The index covers Residential Buildings, Non residential Buildings and Civil Works which include roads and water projects. Annual changes showed that the prices for the Whole Construction Sector rose by approximately 3 percent in August 2010 as compared to August 2009 price levels, while in the 2nd quarter of FY 2010/11, prices rose by approximately 5 percent as compared to the 2nd quarter of FY 2009/10.

In particular, the index provides information to Contractors, Government, and the General Public on the price changes of material inputs, labour and equipment utilized in the construction sector. It also guides in the revaluation of contract values especially in cases where escalation clauses are indexed in the contracts to avoid loss of funds by the contractor.

d) Index of Industrial Production (IIP/loP)

The Index of Industrial Production (IIP) is a quantum index that measures monthly trends in the volume of manufacturing in the country. The Bureau produces the loP on a quarterly basis. Accordingly, annual changes showed an increase of about 1 percent in the All Items (Total Manufacturing) index in Q1 of FY 2010/11 as compared to the same quarter in 2009/10. Similarly, an increase of 10.8 percent in total Manufacturing was registered for the 2nd quarter of 2010/11 as compared to the same quarter in FY 2009/10.

e) Building and Transport Statistics

The Bureau collected building statistics from 13 Municipalities and 24 Town Councils. Data was collected on plans submitted, plans approved and permits issued up to July, September and December 2010 respectively.

In April 2011, the net domestic cement supply increased by 4 percent as compared to March 2011, where there was an increase in supply of 8.7 percent as compared to February 2011. The increase was partly attributed to the increased imports in April 2011. Transport statistics were also compiled up to December 2010.



Data on construction is also collected in Municipalities

f) Energy Statistics

Energy statistics on imports and sales of Petroleum products and Electricity generation were compiled during the financial year. The total sales of Petroleum products as at April, 2011 were 4 percent higher than the sales registered in March 2011. Overall, the total sales of Petroleum products (excluding Aviation Fuel and Fuel oil) in 2010 were 21 percent higher than the sales registered in 2009.

g) National Accounts/GDP Estimation

The Bureau produced annual and quarterly Gross Domestic Product (GDP) estimates and other economic indicators during the financial year. In Q1 2010/11, the economy was estimated to have grown by 5.0 percent, while a 3.6 percentage growth was registered in Q2 2010/11.

However in Q3 2010/11, the economy was estimated to have declined by 1.7 percent. The preliminary GDP estimates for the FY 2010/11 indicated a growth of 6.3 percent. The continued growth was attributed to improvements in the Services and Industry sectors.

h) Trade Statistics

Trade Statistics were compiled regularly in collaboration with the Uganda Revenue Authority (URA) and the Bank of Uganda (BOU). Imports and exports data were collected from URA as the main source and augmented with data from Non-URA sources, which include UCDA, CDO, BATU, KCCL, UETCL and UTA. The data was processed, integrated, extracted and transmitted to end users including international agencies.

i) Government Finance Statistics

Government Finance Statistics (GFS) covering entities that materially affect fiscal policies were produced during the financial year. The coverage focused on the general government sector that includes the central government and local government; and non-profit institutions controlled and financed by government. The coverage of local governments was expanded from 68 to 80 districts to broaden the Government Finance Statistics database.

The National Summary Data Page (NSDP) was updated with actual data for some data categories, while the Advance Release Calendar (ARC) for all data categories under the SDDS was also updated.


j) Population Statistics

The Bureau publishes population projections on an annual basis to guide planning and budgeting processes at national and local government levels, as well as for the gazetted urban centers. All projections are based on the population statistics from the 2002 Population and Housing Census.

k) Agricultural Statistics

The Bureau continued to compile the Uganda Census of Agriculture reports including; Volume 1 - Methodology Report, UCA Volume II: Agricultural Household and Holding Characteristics, Volume 3 Crop Area, Production and Yield of Selected Commodities.

Uganda hosted the Fifth International Conference on Agricultural Statistics (ICAS-V) on “Integrating Agriculture into the National Statistical Systems” Kampala, Uganda, 13-15 October 2010. This was an opportunity for Statisticians across the World to agree on a Strategy for improving production and use of Agriculture Statistics. The need to mainstream Agricultural Sector Statistics Strategies in National Strategies for the Development of Statistics (NSDS) was particularly underlined.



**The Prime Minister of Uganda, Hon. Apolo Nsubambi
With delegates at the Fifth International Conference on Agricultural Statistics
(ICAS-V), 12th-15th October 2010 at Munyonyo Country Resort, Kampala.**

I) Geo-Information Services (GIS)

For purposes of improving the statistical infrastructure, UBOS undertakes Geo-Information activities. The activities include among others cartographic work, production and linkage of spatial information to socio-economic data. During Q1 & Q2 of FY2010/11, the Bureau disseminated 2012 Census maps for 25 districts. Over the same period, 71 out of 112 districts in Uganda were mapped in preparation for the 2012 National Population and Housing Census.



A mapping Assistant at work in preparation for the 2012 Population and Housing Census

m) Labour and Social Statistics

The Bureau conducted the 2010 Urban Labour Force Survey (ULFS) to collect Labour Market information. The survey covered three (3) major urban centres namely Greater Kampala (*Kampala City and adjoining peri-urban areas in Mukono and Wakiso districts*), Jinja – Njeru metropolitan area, and Masaka Municipality.

In addition, the Bureau collected and processed crime, education, health, migration and tourism statistics from Government Ministries, Departments and Agencies.

3.3 Socio-Economic Surveys

The Bureau disseminated the UNPS wave I main findings in June 2011, disseminated the Malaria Indicator Survey findings in collaboration with Ministry of Health and conducted the Impact Evaluation for the Energy for Rural Transformation Survey in collaboration with the MFPE. In addition, the Uganda National Panel Survey (UNPS) wave II field activities also started. We also supported Uganda Registration Services Bureau (URSB) and the Social Assistance Grant for Empowerment (SAGE) Programme to implement the Birth and Death Registration (BDR) in collaboration with the in collaboration with Ministry of Gender Labour and Social Development (MGLSD) and UNICEF. Implementation of the Uganda Demographic and Health Survey (UDHS) 2011 started with the household listing exercise which is a pre-requisite for the data collection in all districts except Kampala.



An enumerator collecting data using the Ultra Mobile Personal Computer (UMPC), for the Uganda National Panel Survey.

3.4 Censuses

Censuses are one of the major programmes undertaken by the Bureau. During the financial year, several census activities including; the Census of Business Enterprises (COBE) enumeration, dissemination of Uganda Census of Agriculture (UCA) preliminary findings, and Census mapping were undertaken, in preparation for the 2012 National Population and Housing Census. In total, 73 out of 112 districts were mapped over the period.

3.5 Dissemination and Awareness Creation

The public was continuously sensitized about UBOS programmes. Community mobilization campaigns were undertaken for major surveys and census mapping exercises. The Bureau provided information services and disseminated major statistical products to the public via the website, and through regular access to the Library Resource Centre. In addition, various advocacy materials including the UBOS newsletter, the quarterly census publicity strategy and census bulletin were also produced.

4. CHALLENGES

The Bureau achieved its targets. However, it was constrained by inadequate high frequency data from stakeholders particularly for generation of Quarterly GDP; lack of a policy on sharing of micro-data with non-UBOS staff; high maintenance costs of the premises (Statistics House); variations in data obtained from different sources leading to lack of confidence in the statistics produced by UBOS, and inadequate and late release of financial resources.

5. MAJOR ACTIVITIES PLANNED FOR FY 2011/12

- ◆ Undertaking the 2012 National Population and Housing Census.
- ◆ Updating the Plan for National Statistical Development and the Sector Strategic Plan for Statistics
- ◆ Undertaking regular surveys including; the UNPS, Employment and Earnings Survey, the National Child Labour Survey and Urban Labour Survey.
- ◆ Production of Price and Volume indices.
- ◆ Production of quarterly GDP, KEIs and the annual GDP.
- ◆ Routine production of other relevant social, demographic and economic statistics
- ◆ Routine coordination and monitoring of statistical activities in the National Statistical System (NSS).
- ◆ Production of national standards and quality assessment tools for statistics.
- ◆ Engendering statistics.

6. FINANCIAL STATEMENT FOR FY JULY 2010 - JUNE 2011

Government of the Republic of Uganda
 Uganda Bureau of Statistics
Financial Statements for the Period Ended 30th June 2011
 Statement of Financial Performance for the Period Ended 30 June 2011
 [Based on classification of expenditures by nature]

Budget 2011 Shs		Notes	Actual 30 June 2011 Shs	Actual 30 June 2010 Shs
	Operating revenue			
	Grants from foreign governments	2	0	0
	Grants from international organizations	3	0	6,804,438,507
	Domestic Grants	4	0	0
	Transfers received from the Treasury	5	21,808,922,008	23,890,375,330
	Transfers received from other government units	6	0	1,455,889,644
	Non-Tax Revenues	7	80,960,000	89,297,020
	Other Revenue	8	0	1,343,178
27,553,999,999	Total operating revenue		21,889,882,008	32,241,343,679
	Operating expenses			
8,828,053,267	Employee costs	9	8,752,321,388	9,215,717,951
17,289,913,732	Goods and services consumed	10	11,864,859,625	21,392,001,507
286,033,000	Consumption of property, plant & equipments	11	286,033,000	1,901,558,423
	Interest expense	12	0	0
	Subsidies	13	0	0
	Transfers to other Organizations	14	905,707,995	737,634,578
	Social benefits	15	0	0
	Other expenses	16	80,960,000	0
	Domestic Arrears Paid		0	0
	Foreign exchange losses (gains)	18	0	(41,103,134)
27,553,999,999	Total operating expenses		21,889,882,008	33,205,809,325
	Surplus/(deficit) from operating activities		0	(964,465,646)
	Finance costs	17	0	0
	Losses of cash only (refer to Statement of reported losses)			
	Extraordinary items	19	0	0
27,553,999,999	Net surplus/ (deficit) after extraordinary items		0	(964,465,646)

The accounting policies and notes set out on pages 22 to 39 form an integral part of these financial statements.

The financial statements on pages 5 to 21 were approved by the Accounting Officer on 30th June 2011

J.B. Male-Mukasa (Accounting Officer)

Signature



Government of the Republic of Uganda
 Uganda Bureau of Statistics
 Financial Statements for the Period Ended 30th June 2011
 Statement of Financial Position as at 30th June 2011

	Notes	30 th June 2011 Shs	30 June 2010 Shs
ASSETS			
Cash and cash equivalents	20	3,059,773	1,916,862,118
Receivables	21	0	0
Inventories	22	0	0
Investments	23	0	0
Investment properties	24	0	0
Total Assets		3,059,773	1,916,862,118
LIABILITIES			
Borrowings (interest bearing liabilities)	25	0	0
Payables	26	0	0
Pension liabilities	27	0	0
Total liabilities		0	0
NET ASSETS / (LIABILITIES)		3,059,773	1,916,862,118
REPRESENTED BY;			
NET FINANCIAL WORTH		3,059,773	1,916,862,118

STATEMENT OF CHANGES IN EQUITY (NETWORTH) AS AT 30th June 2011

	30 th June 2011 Shs	30 June 2010 Shs
Net worth Last Year (B/F)	1,916,862,118	2,881,327,764
Less: Project balances Spent	(1,913,802,345)	
Add: Bounced EFTs (Stalecheques)	0	0
Adjustment : Under/Over Statement of Domestic Arrears of Past Years	0	0
Add: Surplus/ Deficit for the Year	0	(964,465,646)
CLOSING NET FINANCIAL WORTH	3,059,773	1,916,862,118

The accounting policies and notes set out on pages 21 to 38 form an integral part of these financial statements.

The financial statements on pages 5 to 20 were approved by the Accounting Officer on 30th June 2011

J.B. Male-Mukasa
 Accounting Officer

